

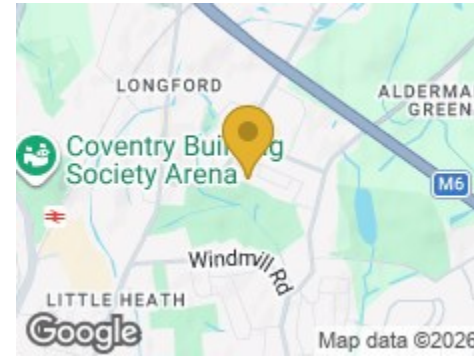
Road Map



Hybrid Map



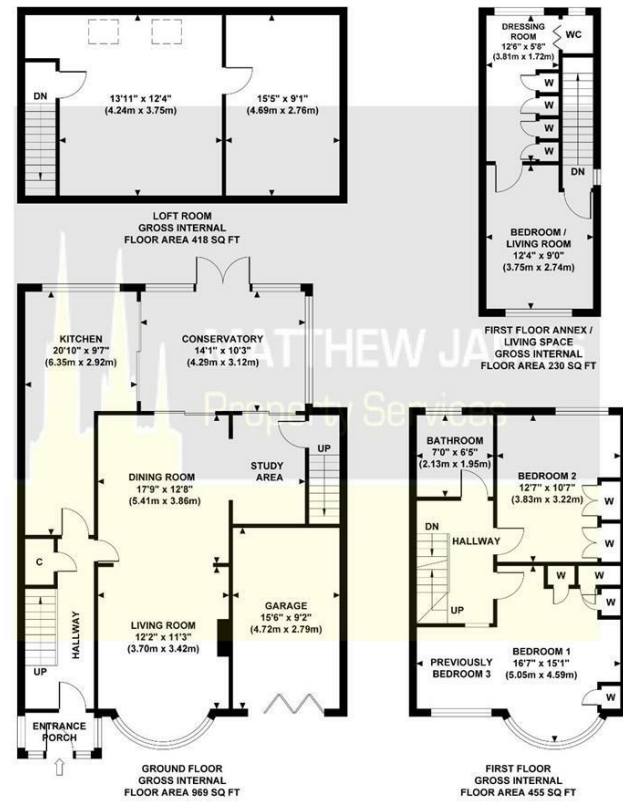
Terrain Map



MATTHEW JAMES
Property Services

Floor Plan

3 WILDMOOR CLOSE
Approximate Gross Internal Area
2072 sq ft / 192.49 sq m



Although every attempt has been made to ensure accuracy, all measurements are approximate and no responsibility is taken for any error, omission, or mid-statement. This floor plan is for illustrative purposes only and not to scale. Measured in accordance to RICS standards.



3 Wildmoor Close
Longford, Coventry CV2 1QN

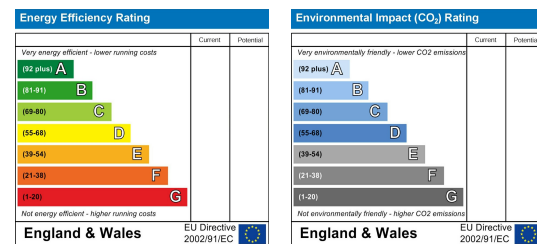
£325,000



Viewing

Please contact us on 02477 170170 if you wish to arrange a viewing appointment for this property or require further information.

Energy Efficiency Graph



These particulars, whilst believed to be accurate are set out as a general outline only for guidance and do not constitute any part of an offer or contract. Intending purchasers should not rely on them as statements of representation of fact, but must satisfy themselves by inspection or otherwise as to their accuracy. No person in this firm's employment has the authority to make or give any representation or warranty in respect of the property.

CONTACT INFORMATION

24a Warwick Row, Coventry CV1 1EY

02477 170170

info@matthewjames.uk.com

www.matthewjames.uk.com

Facebook

Twitter



3 Wildmoor Close

Longford, Coventry CV2 1QN

£325,000



Approach/ Driveway & Garage

Entrance Porch

Entrance Hallway

Living Room

12'2 x 11'3

Dining Room & Study Area

17'9 x 12'8

Kitchen

20'10 x 9'7

Conservatory

14'1 x 10'3

Annex: Living Room/ Bedroom

12'4 x 9'0

Dressing Room

12'6 x 5'8

W.C

Upstairs Landing

Bedroom One

16'7 x 15'1

Bedroom Two

12'7 x 10'7

Bathroom

7'0 x 6'5

Loft Space

13'11 x 12'4

Additional Loft Space

15'5 x 9'1

Rear Garden

Longford Park

